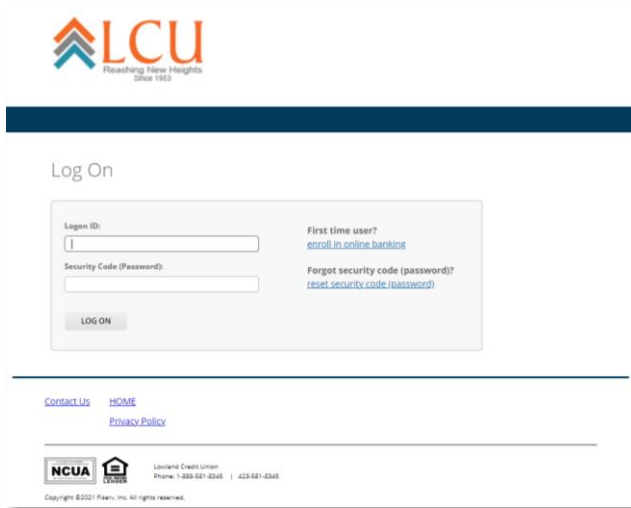


Enroll in Online Banking with Lowland Credit Union

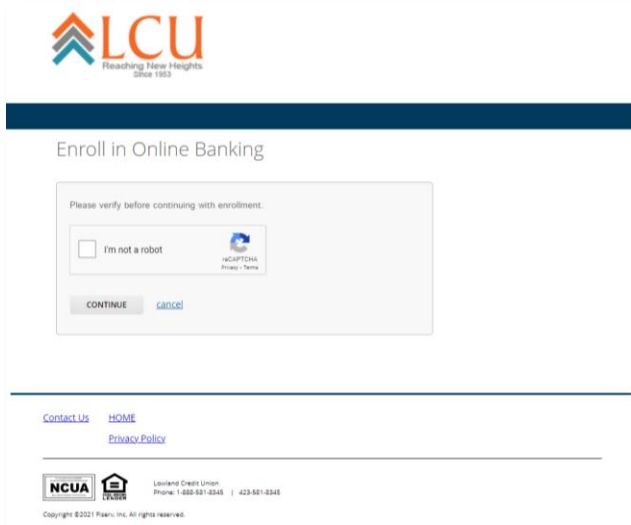
Use this step-by-step guide to set up a new online banking account.

- 1) Select the “enroll in online banking” link to get started. This is found by clicking Sign Up at <https://lowlandcu.org/> or by clicking this link: <https://lowlandcu-dn.financial-net.com/web/Enrollment/>



The screenshot shows the 'Log On' page of the Lowland Credit Union website. At the top left is the LCU logo with the tagline 'Reaching New Heights Since 1963'. Below the logo is a dark blue horizontal bar. The main heading is 'Log On'. There are two input fields: 'Login ID:' and 'Security Code (Password:)', each with a corresponding text box. To the right of these fields are two links: 'First time user? enroll in online banking' and 'Forgot security code (password)? reset security code (password)'. Below the input fields is a 'LOG ON' button. At the bottom of the page, there are links for 'Contact Us', 'HOME', and 'Privacy Policy'. The footer includes the NCUA logo, the Lowland Credit Union logo, and contact information: 'Lowland Credit Union Phone: 1-888-581-8348 | 423-581-8348'. A copyright notice at the very bottom reads 'Copyright ©2021 Fiserv, Inc. All rights reserved.'

- 2) You will be prompted to a reCaptcha box, where you click the box by “I am not a robot” and click Continue.



The screenshot shows the 'Enroll in Online Banking' page of the Lowland Credit Union website. At the top left is the LCU logo with the tagline 'Reaching New Heights Since 1963'. Below the logo is a dark blue horizontal bar. The main heading is 'Enroll in Online Banking'. The central part of the page is a reCaptcha verification box with the text 'Please verify before continuing with enrollment.' Inside the box, there is a checkbox labeled 'I'm not a robot' and a reCaptcha logo with the text 'reCAPTCHA Privacy Terms'. Below the checkbox and logo are two buttons: 'CONTINUE' and 'cancel'. At the bottom of the page, there are links for 'Contact Us', 'HOME', and 'Privacy Policy'. The footer includes the NCUA logo, the Lowland Credit Union logo, and contact information: 'Lowland Credit Union Phone: 1-888-581-8348 | 423-581-8348'. A copyright notice at the very bottom reads 'Copyright ©2021 Fiserv, Inc. All rights reserved.'

3) This will bring you to the Enroll in Online Banking screen. For this screen you will enter this information:

- Member ID

This is your LCU account number. If you don't know this, please give us a call at 1-888-581-8345.

- Last 4 digits of your social security number
- Your address number

For example, if your address is 123 Main Street, you would enter 123. If your mailing address is PO Box 456, you would enter 456.

This number must match the address we have on file for you. If your address has changed, please call us at 1-888-581-8345 to update your address.

After this information has been entered, click Next.

LCU
Headstrong Home Heights
Since 1983

Enroll in Online Banking

*** TO ENROLL, please enter your Member ID, PIN is the last 4 digits of your SSN and Street Number below. Street Number is your street number, or PO Box Number on file with our credit union. Please enter ONLY the numbers. NO letters. *** ON THE ID CREATION page, you will create a Login ID and a Security Code (password). Make a note of this information so you can login to your online banking account. When you are finished, click on "Enroll".

Member ID:

PIN:

Street Number:

[NEXT](#) [cancel](#)

[Contact Us](#) [HOME](#)
[Privacy Policy](#)

[Logout](#)

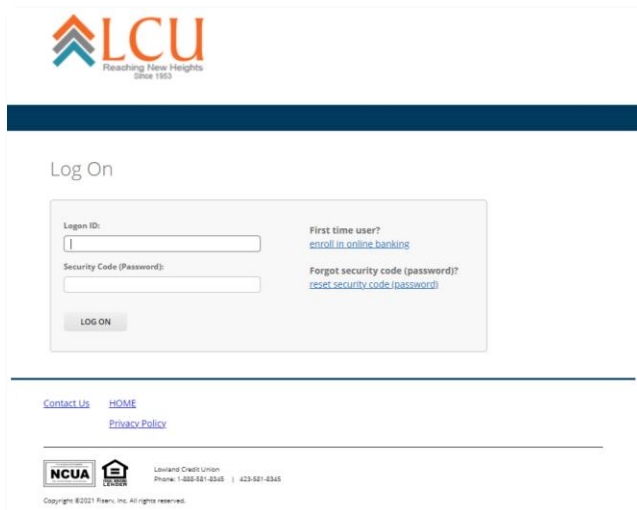
- 4) You will be directed to a Logon ID page. Here you will create your personal Logon ID and Security Code.
- Logon ID
Your Logon ID must be between 6 and 50 characters. You may use any letters, numbers and these special characters: _-!@\$*()=+{[]}|. Spaces are not allowed.
 - Security Code
Your Security Code must be between 9 and 16 characters, contain upper and lower case letters, and at least two numbers. You may use any letters, numbers and these special characters: _-!@\$*()=+{[]}|. Spaces are not allowed. Do not use a security code you have used in the past.
Remember your Logon ID and Security Code, as you will need them to access Online and Mobile Banking.

The screenshot shows the LCU (Lewland Credit Union) website's enrollment page for online banking. At the top left is the LCU logo with the tagline "Reaching New Heights Since 1953". Below the logo is a dark blue header with the text "Enroll in Online Banking". The main content area is a light gray box with the instruction "Now it's time to create your Virtual Branch logon credentials." It contains three input fields: "Logon ID:" with a value of "1", "Security Code (Password):", and "Confirm Security Code (Password):". Each field has a help icon to its right. At the bottom of the form are two buttons: "ENROLL" and "cancel". Below the form are links for "Contact Us", "HOME", and "Privacy Policy". At the very bottom is the NCUA logo, the LCU logo, and contact information: "Lewland Credit Union", "Phone: 1-800-691-6345 | 429-881-6348", and "Copyright ©2021 Fibern, Inc. All rights reserved."

When your account setup is successfully, you will receive a confirmation page.



You now can begin using Online Banking!



When you first logon to Online Banking, you will set up security questions and answers, enter your email address and phone number, and agree to all Online Banking terms and conditons.

LCU
Reaching New Heights
Since 1852

Select Security Questions

Select and answer the following questions that are easy for you to remember and hard for others to guess. Answers can be from 4 to 32 characters long and can use numbers, letters and special characters.

Question 1:
Please select...
Answer:

Question 2:
Please select...
Answer:

Question 3:
Please select...
Answer:

LCU
Reaching New Heights
Since 1852

Accept Terms and Conditions

[Print Terms And Conditions](#)

Virtual Branch NEXT and eStatement
AGREEMENT AND DISCLOSURE STATEMENT

This Agreement establishes the rules that cover your electronic access to your account(s) at Loveland Credit Union ("Credit Union") through Virtual Branch NEXT. You will be bound by this Agreement when you enroll in Virtual Branch NEXT. You also accept all the terms and conditions of this Agreement by using the Virtual Branch NEXT. Please read it carefully and retain for your records.

This Agreement is also subject to applicable federal laws and the laws of the State of Colorado (except to the extent this Agreement can and does vary from such rules or laws). If any provisions of this Agreement are found unenforceable or invalid, all remaining provisions will continue in full force and effect. The headings in the Agreement are for convenience or reference only and will not govern the interpretation of the provisions. Any waiver (express or implied) by either party in any default or breach of this Agreement must be in writing and shall not constitute a waiver of any other or subsequent default or breach. You may not assign this Agreement. This Agreement is binding upon your heirs and the Credit Union's successors and assigns. Certain of the obligations of the parties pursuant to this Agreement that by their nature would continue beyond the termination, cancellation, or expiration of the Agreement shall survive termination, cancellation, or expiration of this Agreement. This Agreement, together with the Membership and Account Agreement constitutes the entire agreement between you and the Credit Union with respect to the subject matter hereof and there is no understanding or agreements relative hereto which are not fully expressed herein.

I have read and accept the terms and conditions.

LCU
Reaching New Heights
Since 1852

Add Profile Information

This profile information is used for security alerts and identity verification.

Email Address:

Confirm Email Address:

Mobile Phone:

[Contact Us](#)

Loveland Credit Union
Phone: 958-581-8245 | 429-581-8345

Copyright ©2021 First, Inc. All rights reserved.

Mobile Banking

To use Mobile Banking, visit your app store and search for “Lowland Credit Union” to download the latest app. Your login will be the same as Online Banking.

The new Mobile Banking apps have the letters LCU and look like the image below.



You may also download the app by scanning the appropriate QR code with your smartphone or tablet.

Apple



Google | Android

